



caterpillar

Available in a choice of two door and partition heights, the **caterpillar** cubicle range is suitable for pre-school and infant schools.

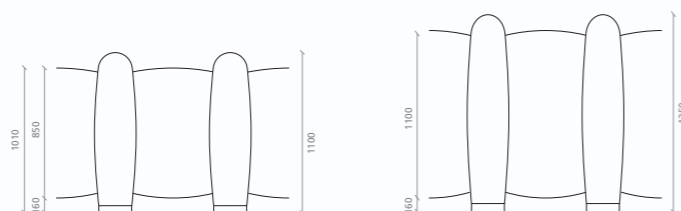
The free standing design allows easy supervision and is **not intimidating for young children** to use.

Doors can be supplied with **easy to use** indicator bolts or magnetic catches and pull handles if preferred.

All the cubicle ironmongery is manufactured from high quality polished aluminium and the **anti finger trap hinges** ensure little fingers always remain safe. **Screen printed doors** can be provided to suit your design requirements.

For extra durability the cubicle panels are constructed using 13mm solid grade laminate which as well as being hard wearing also offers **a large colour choice**.

caterpillar cubicles can be supplied to comply with the latest **Building Regulations Part M & Disability Discrimination Act (DDA)**.



butterfly

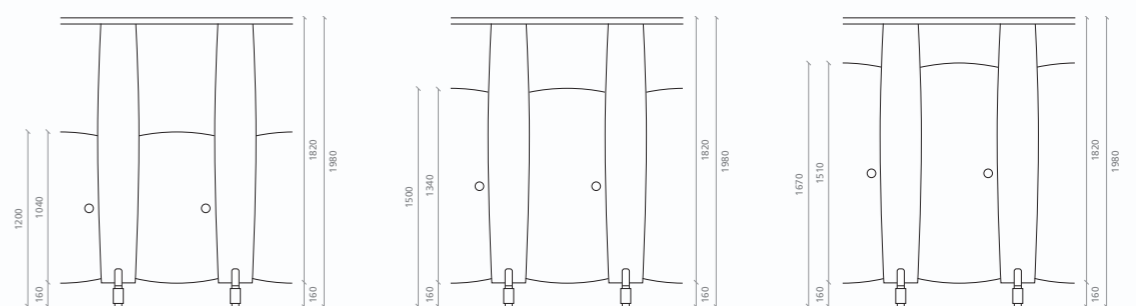
When a more conventional cubicle is required but supervision is still important the **butterfly** cubicle is the right choice. With **three different door and partition heights** and 3 board performance options **butterfly** is suitable for Infant and junior schools. (12/13mm SGL/20mm HPL/19mm MFC).

More than just an adult cubicle cut down to make a children's cubicle, **butterfly** features bold design elements such as the **shaped pilasters** and the **radius to the top and bottom of the doors**.

The cubicle doors can even be screen printed with your own artwork or designs. Easy to use indicator bolts with external emergency release and **anti finger trap** hinges are supplied as standard.

The cubicle ironmongery is manufactured from high quality polished aluminium.

butterfly cubicles can be supplied to comply with the latest **Building Regulations Part M & Disability Discrimination Act (DDA)**.



caterpillar and **butterfly** cubicles are custom made to the client's specific requirements.

Dimensions shown below are therefore provided for guidance only.

caterpillar

OVERALL DIMENSIONS

CUBICLE HEIGHT	1100/1350mm
CUBICLE WIDTH	750/900mm
GROUND CLEARANCE	160mm

COMPONENT DIMENSIONS

PARTITION	
HEIGHT	950/1200mm
DEPTH	1200/2100mm
THICKNESS	12/13mm

PILASTER	
HEIGHT	1100/1350mm
WIDTH	80mm (min)
THICKNESS	12/13mm

DOOR	
HEIGHT	850/1100mm
WIDTH	500-750mm
THICKNESS	12/13mm

butterfly

OVERALL DIMENSIONS


CUBICLE HEIGHT	1980mm
CUBICLE WIDTH	750/900mm
GROUND CLEARANCE	160mm

COMPONENT DIMENSIONS

PARTITION	
HEIGHT	1820mm (shaped)
DEPTH	1500/2100mm
THICKNESS	12/13/20mm

PILASTER	
HEIGHT	1820mm
WIDTH	80mm (min)
THICKNESS	12/13/20mm

DOOR	
HEIGHT	1040/1340/1510mm
WIDTH	500-750mm
THICKNESS	12/13/20mm



washrooms for schools

Toilet Cubicles Ireland

Unit 15,
Donore Business Park,
Donore Road,
Drogheda,
Co. Louth,
Ireland

Email: info@toiletcubiclesireland.ie
Telephone: 041-9818148
Mobile: 086-4115757

<http://www.toiletcubiclesireland.ie>

OPTIONS

(caterpillar/butterfly)

The following options are available at supplementary cost:

- ▶ Variable overall height and floor clearance
- ▶ Curtains in lieu of doors
- ▶ Screen printing to doors and panels.

COMPLEMENTARY PRODUCTS

(caterpillar/butterfly)

The following options are available at supplementary cost:

- ▶ Vanity units from numerous materials including
 - High pressure laminate
 - Solid grade laminate
 - Corian and other solid surface materials
 - Natural stones and granites
- ▶ Duct panels
 - Full height
 - Low level
 - Wall panels
- ▶ Lockers
- ▶ Bench seating
- ▶ Laminate joinery

All items can be supplied nationally on a supply only or supply and install basis. Installation is carried out by our fully qualified installation teams.